


BITFOREX USER GUIDE

* BitForex exchange is available on Chrome 5.0+, Firefox 3+, Safari, Opera and does not support mobile application.



Sign Up

- 1 Enter BitForex website(<https://bitforex.com/>) and click **[Sign up]** on the top right.



- 2 You can either use an email address or a phone number to sign up. Password needs to contain at least 8 letters with both upper/lowercase letters and number.

Create BitForex Account

⚠ QQ&Foxmail mailbox may not receive email, suggest to use other mailbox.

Email

Password

Code **Send**

I read and agree to [\(User Agreement\)](#)

Sign up

I'd like to **Phone** Already have account? [Log in](#)

Create BitForex Account

China +86

Phone

Password

Code **Send**

I read and agree to [\(User Agreement\)](#)

Sign up

I'd like to **Email** Already have account? [Log in](#)

- 3 After logging in, click **[Asset Management]** > **[Security Settings]** and proceed with email, phone number verification and set trading password.

****If you signed up with email address, you also need Google Authenticator Verification**

Security Settings

Security Strategies	Status
Bind Email Used to receive notifications, prompts, etc.	Bind
Bind Phone Used to login, withdraw/change password, change security settings and verify while managing API. Login-Message authentication	Binded
Login password Security Level	Change
Trading Password Verification for trading	Setting

Setting Trading Password

Please enter 6-digit password

Next

Google Verification

- 1 Install 'Google Authenticator' application on your mobile phone. IOS users can download it from App Store and Android users can download it from Google Play Store.

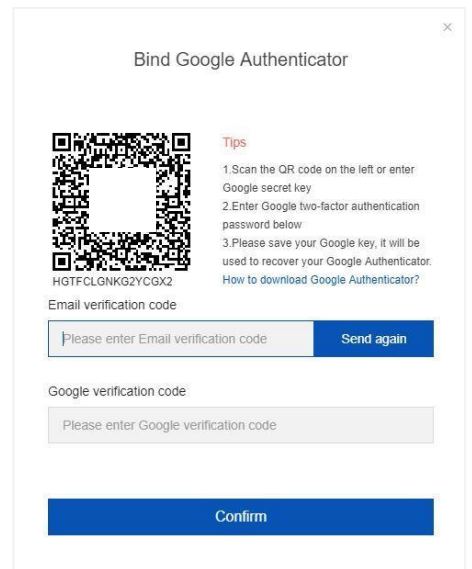
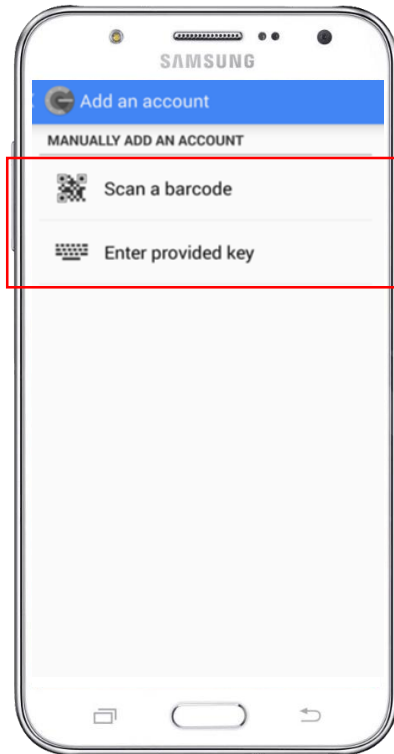
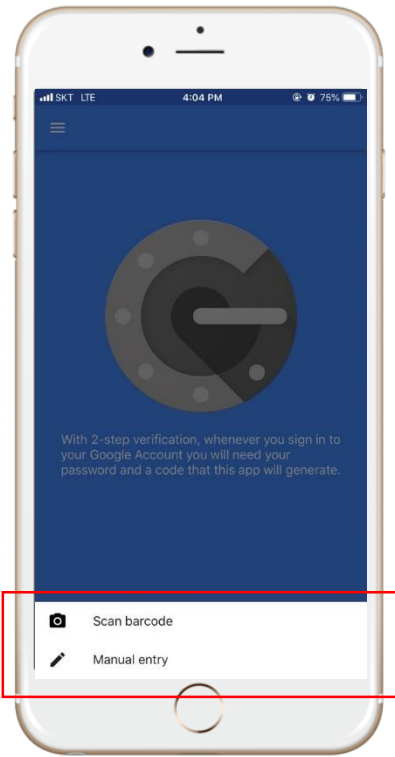


App Store



Google play

- 2 Open Google Authenticator and scan **Google Authenticator Binding QR Code** from the website.



- 3 Enter Google OTP code and verification code that has been sent to your email.


Here is your verification code :

288308

Hello myj@soompay.net,

You are binding Google Authenticator. The verification code is valid for 10 minutes. Please don't tell anyone.

您正在绑定Google验证器，验证码10分钟内有效，请勿告诉他人。



BitForex uses its own security technology hence does not require KYC verification process.

BITFOREX USER GUIDE

* BitForex exchange is available on Chrome 5.0+, Firefox 3+, Safari, Opera and does not support mobile application.

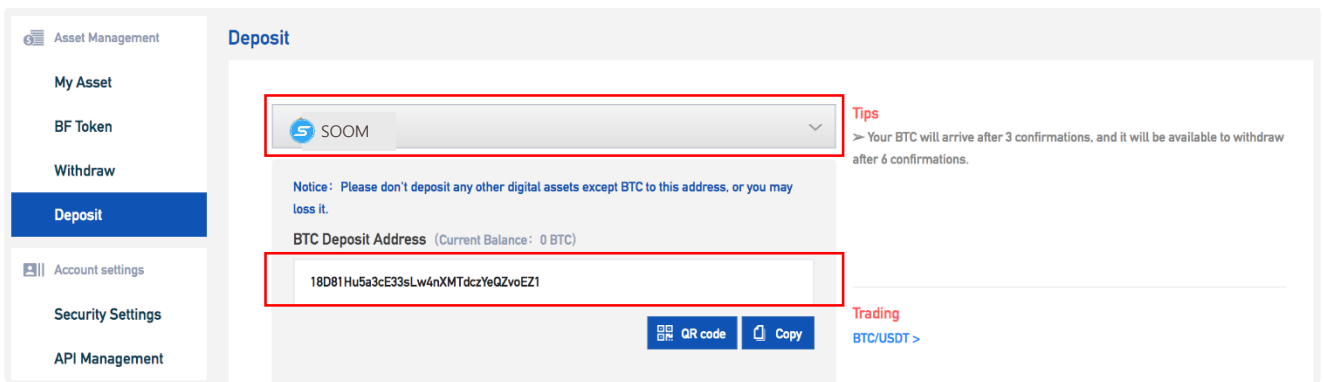


Coin Deposit/Withdrawal

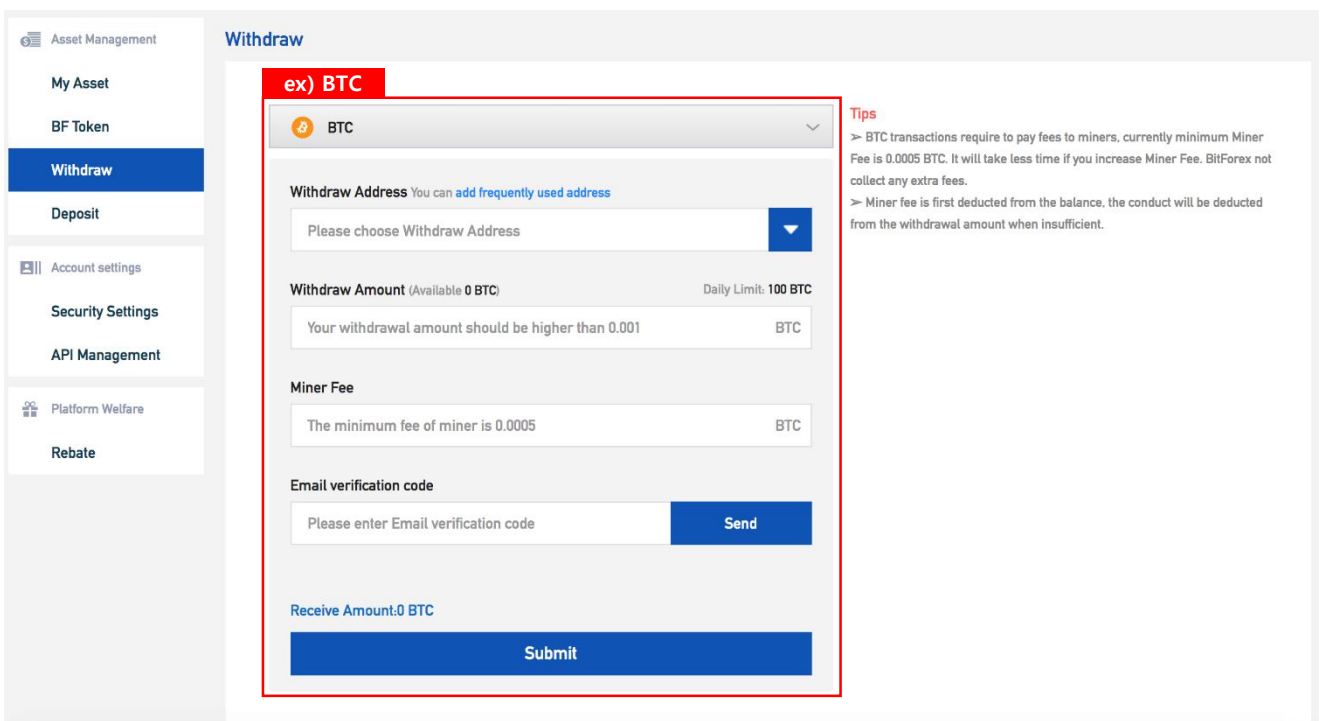
- 1 After logging in, click **[Asset Management]** > **[Deposit]** on the top right.



- 2 Select SOOM and send coin to the deposit address written below.



- 3 Select coin to withdraw and fill in address and amount to submit.



According to guidelines from exchange, coin withdrawal can take about 30 minutes to 2 hours.